

Just the FAQs – WordPress.com Reference Manual Look Inside

This is a PDF. Use your browser's Back button to return to the JTF site.

Table of Contents

Index by Page Title	7
How to Get the Most from this Book	8
Blog Basics	9
What is a Blog?	9
Why Do I Need a Blog?	9
Acquiring a WordPress.com Account	11
Home Page Navigation	13
Log in	13
Navigation Bar	13
My Account	13
My Dashboard	14
New Post	14
Blog Info	14
Search	15
Home Page Tabs	15
My Dashboard	16
Main Navigation	16
Modules	17
Right Now	18
QuickPress	18
Recent Comments	19

Links to chapters
and sub-sections


Click [here](#) for a full Table of Contents

Index by Page Title


Posts

-  [Edit Posts](#)
-  [Edit Post](#)
-  [Add New Post](#)
-  [Tags](#)
-  [Categories](#)
-  [Edit Category](#)

Media




-  [Media Library](#)

Links



-  [Edit Links](#)
-  [Add New Link](#)
-  [Link Categories](#)
-  [Edit Link Category](#)

Click the image to visit
the page of interest.

Appearance

-  [Manage Themes](#)
-  [Widgets](#)
-  [Your Header Image](#)

Users

-  [Users](#)
-  [Profile](#)

Tools

-  [Tools](#)
-  [Import](#)
-  [Export](#)

Links to pages
by image

Continued next page

Acquiring a WordPress.com Account

Do all steps in yellow highlight.

Go to <http://wordpress.com/>

Click the **Sign Up Now** button

You will be redirected to a page to enter your account information.
This includes:

- **Username** - must be at least 4 characters
- **Password**
- **Email Address** - where admin notices from WordPress will be sent
- **Legal flotsam** - checkbox for agreement to terms of service

Highlighted steps

At the bottom of that page are two radio buttons.

The first is **Gimme a blog! (Like username.wordpress.com)**

Click this radio button if you want to set up a new blog.

The second radio button is **Just a username, please.**

Click this radio button if you only want to reserve a username but don't want to set up a blog at this time.

When you are finished, click the **Next** button at the bottom.

Colored words help you keep your place

Search

Search WordPress.com Blogs

Search

On the right of the navigation bar is a search feature that will allow you to locate other WordPress.com blogs that are of interest to you. Simply input the word or phrase you seek and click the **Search** button. To return to your blog, simply click one of the links on the left side of the top navigation bar, such as **My Dashboard**.

Home Page Tabs

If you clicked away, return to your WordPress.com home page by clicking: My Account > WordPress.com

Your home page contains a row of tabs on the right that will redirect you to more information on the WordPress.com community as well as various support pages.

Home Features Blog Support Our Story Advanced Forums

- **Features** - Brief descriptions of features offered on WordPress.com.
- **Blog** - The official blog of WordPress.com with news and information about their offerings.
- **Support** - Redirects you to the same help page available from links in the My Account drop-down menu and on the Dashboard page.
- **Our Story** - The history of WordPress.com.
- **Advanced** - Premium features available from WordPress.com.
- **Forums** - An active discussion board on WordPress.com topics.

Multiple screen shots

Colorful headers help you identify sections easily